


Year R Maths and Language Presentation


Tuesday 16th October 2007



Welcome


Aims of presentation:

- Better understanding of how we teach maths and language.
- Useful ideas for supporting your child at home.




Initial Assessment

- Process of carefully planned activities and observations.
- Observed children demonstrating each skill in a variety of contexts
- Looked carefully at the information from Pre schools and parents.
- Built up a complete picture of where each child is and their individual next steps
- These will be shared with parents during interview




Grouping children

- Plan and deliver a programme of learning tailored specifically to your child's needs.
- Grouping children with similar needs, learning at a similar pace.
- Take into account social issues.
- After half term, working in groups
- Continually assess and review groups making changes where necessary.



Mathematical Development


- First hand experiences encouraging exploration, observation and discussion.
- Experience stimulate interest and curiosity in maths.



Mathematical areas

3 main areas:

- Number
- Calculating
- Shape, space and measures



Number

- Counting
- Recognising numbers
- Ordering numbers
- Writing numbers



Calculating

- More or less
 - Addition
 - Subtraction
- Strategies such as putting biggest number first and counting on.
Recording on whiteboards pictorially or number sentences.



Shape, space and measures

- Sorting and matching
- 2d and 3d shapes
- Patterns
- Positional language
- Comparing length, mass and size



Communication, Language and Literacy

- 4 areas:
- Language for communication and thinking
 - Linking sounds and letters
 - Reading
 - Writing



Language for communication and thinking

- Listening to instructions
- Role play
- Speaking with confidence
- Listen to and answer questions about stories
- Interacting with others



Linking sounds and letters

- Rhyme
- Letter sounds (phonics)
- Letter names
- Hearing initial, final and medial sounds within words
- Applying phonic knowledge



Reading

- Interest in books
- Structure of books
- Sequence and retell stories showing understanding of characters, events, openings.
- Using phonic knowledge to read words then simple sentences
- Using non-fiction books



Reading at NFIS

- Core reading scheme is Oxford Reading Tree
- Begin with picture books
- Extended stories
- Books with words when ready
- Sets of keywords
- Home school book



Writing

- Mark making
- Practising pre writing movements in different ways
- Pencil control and formation
- Writing letters
- Using phonic knowledge to write words- importance of 'having a go'
- Writing for different purposes



Here's where you come in!

- Practical experiences e.g laying the table, sorting the socks, shopping
- Recognising numbers- on houses, in shops, on buses etc
- Board games e.g snakes and ladders
- Ideas in booklet



Here's where you come in!

- Reading at home
- A variety of books -use the library, comics etc
- Modelling of reading
- Keep it fun!
- Having a go at writing- shopping list, letter to Father Christmas, birthday cards etc
- Ideas in booklets



And finally.....

- Water bottles in book bags
- Naming clothes and shoes
- Toys - topic related, Friday



Thank you for coming

Feel free to come and look at the
resources and ask us any questions.
The early years team would like to
thank you for your support.

